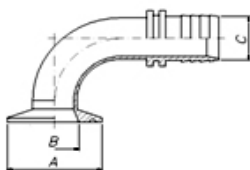




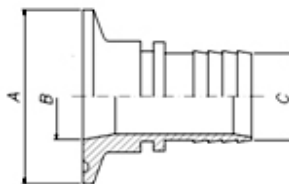
## CONEXIONES DE ACERO INOX 316L

TRI-CLAMP IMPERIAL						
DN (pulgadas)	A		B	C		REFERENCIA
	(mm)	(pulgadas)	(mm)	(mm)	(pulgadas)	
1/2	25	1	9.5	6.35	1/4	021277100625
3/4	25	1	15.8	6.35	1/4	021277160625
1/2	25	1	9.5	9.52	3/8	021277101025
3/4	25	1	15.8	9.52	3/8	021277161025
1/2	25	1	9.5	12.7	1/2	011277101325
3/4	25	1	15.8	12.7	1/2	021277161325
1/2	25	1	9.5	19.05	3/4	021277101925
3/4	25	1	15.8	19.05	3/4	021277161925
1	50	2	22.1	6.35	1/4	021277220650
1 1/2	50	2	34.8	6.35	1/4	021277350650
1	50	2	22.1	9.52	3/8	021277221050
1 1/2	50	2	34.8	9.52	3/8	021277351050
1	50	2	22.1	12.7	1/2	021277221250
1 1/2	50	2	34.8	12.7	1/2	021277351250
1	50	2	22.1	19.05	3/4	021277221950
1 1/2	50	2	34.8	19.05	3/4	021277351950
1	50	2	22.1	25.4	1	021277222550
1 1/2	50	2	34.8	25.4	1	021277352550
2	64	2 1/2	47.5	25.4	1	021277482564
1 1/2	50	2	34.8	38.1	1 1/2	021277353850
2	64	2 1/2	47.5	38.1	1 1/2	021277483864
2	64	2 1/2	47.5	50.8	2	021277485064
2 1/2	77	3	60.2	50.8	2	021277605077
2 1/2	77	3	60.2	63.5	2 1/2	021277606377
3	91	3 9/16	72.9	63.5	2	021277736391
3	91	3 9/16	72.9	76.2	3	021277737691
4	119	4 11/16	97.4	101.6	4	021277102119

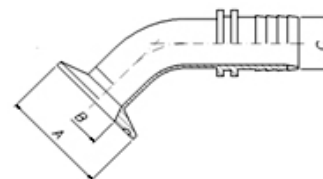
CLAMP



CLAMP 90°



CLAMP 45°



**NOTA:** Si necesitan otras medidas no duden en consultarnos